

Baxter

CARDIOLOGY
SCREENING
AND DIAGNOSTIC
SOLUTIONS



TABLE OF CONTENTS



THE HEART OF BAXTER

ADVANCING CONNECTED CARE

Baxter's diagnostic cardiology innovations are simple, secure, and connected to best meet the needs of our current healthcare landscape.

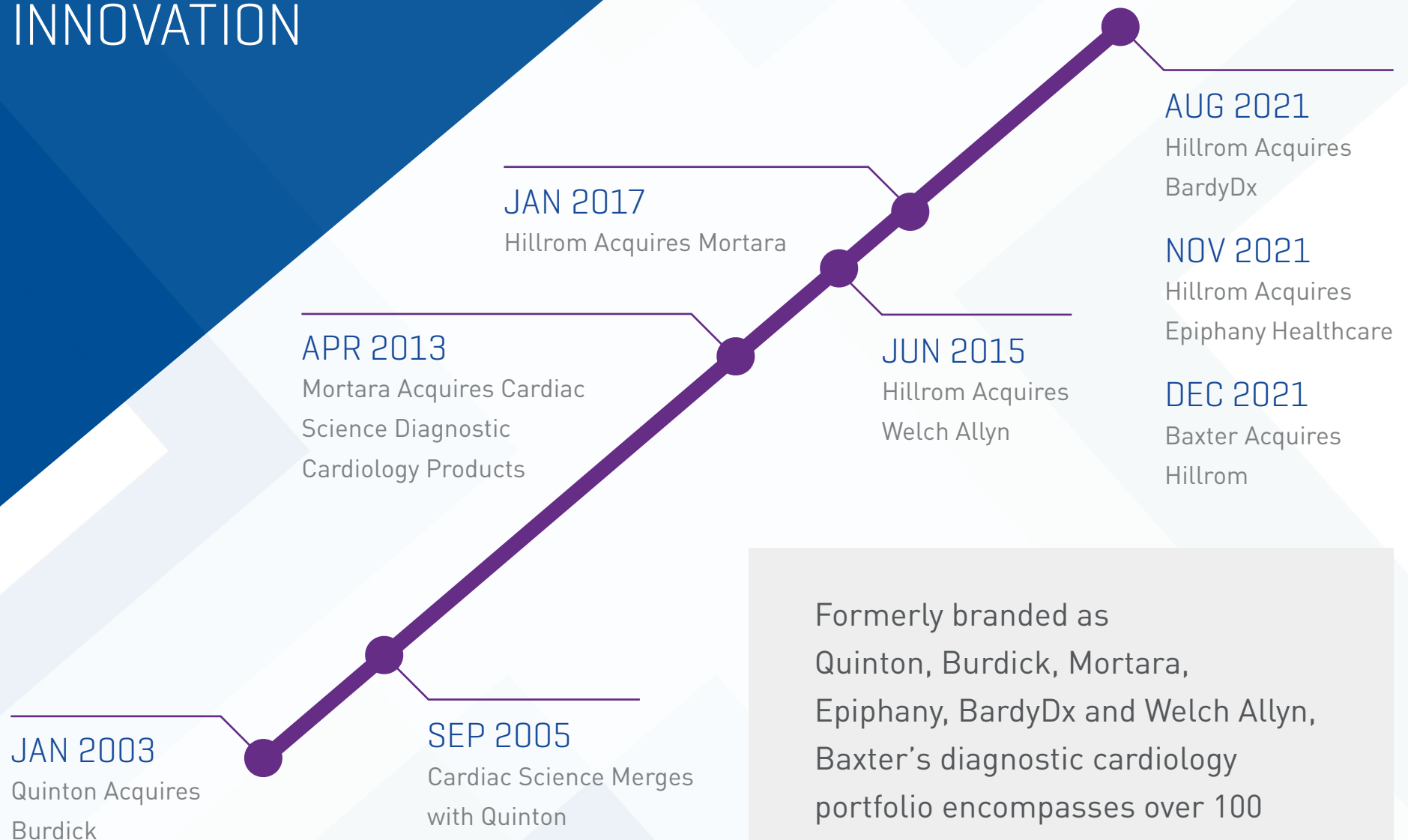
The diagnostic cardiology portfolio consists of resting and stress ECG devices, ambulatory monitoring and ECG management solutions that allow for quick diagnosis and treatment and simplify clinical workflow.



CARDIAC CARE SOLUTIONS WHERE YOU NEED THEM

Our products and solutions help clinicians provide better cardiac care inside and outside the hospital.

100+ YEARS OF INNOVATION



Formerly branded as Quinton, Burdick, Mortara, Epiphany, BardyDx and Welch Allyn, Baxter's diagnostic cardiology portfolio encompasses over 100 years of innovation.



ALL-IN-ONE
SOLUTION
PROVIDER

ACCURATELY IDENTIFY CRITICAL ECGS WITH **VERITAS**

It's important to use devices with accurate and reliable ECG algorithms. With many interpretative algorithms available, VERITAS can be your second set of eyes.

Baxter's **VERITAS** Interpretation Algorithm designed by Mortara includes two important features:

- It recognizes and alerts for critical ECGs associated with Acute Coronary Syndrome (ACS) more accurately than the competition.¹
- It detects atrial fibrillation and atrial flutter with the highest sensitivity.¹

Experience the difference with the **VERITAS** Interpretation Algorithm.





CROSS-
FUNCTIONAL
SOLUTIONS

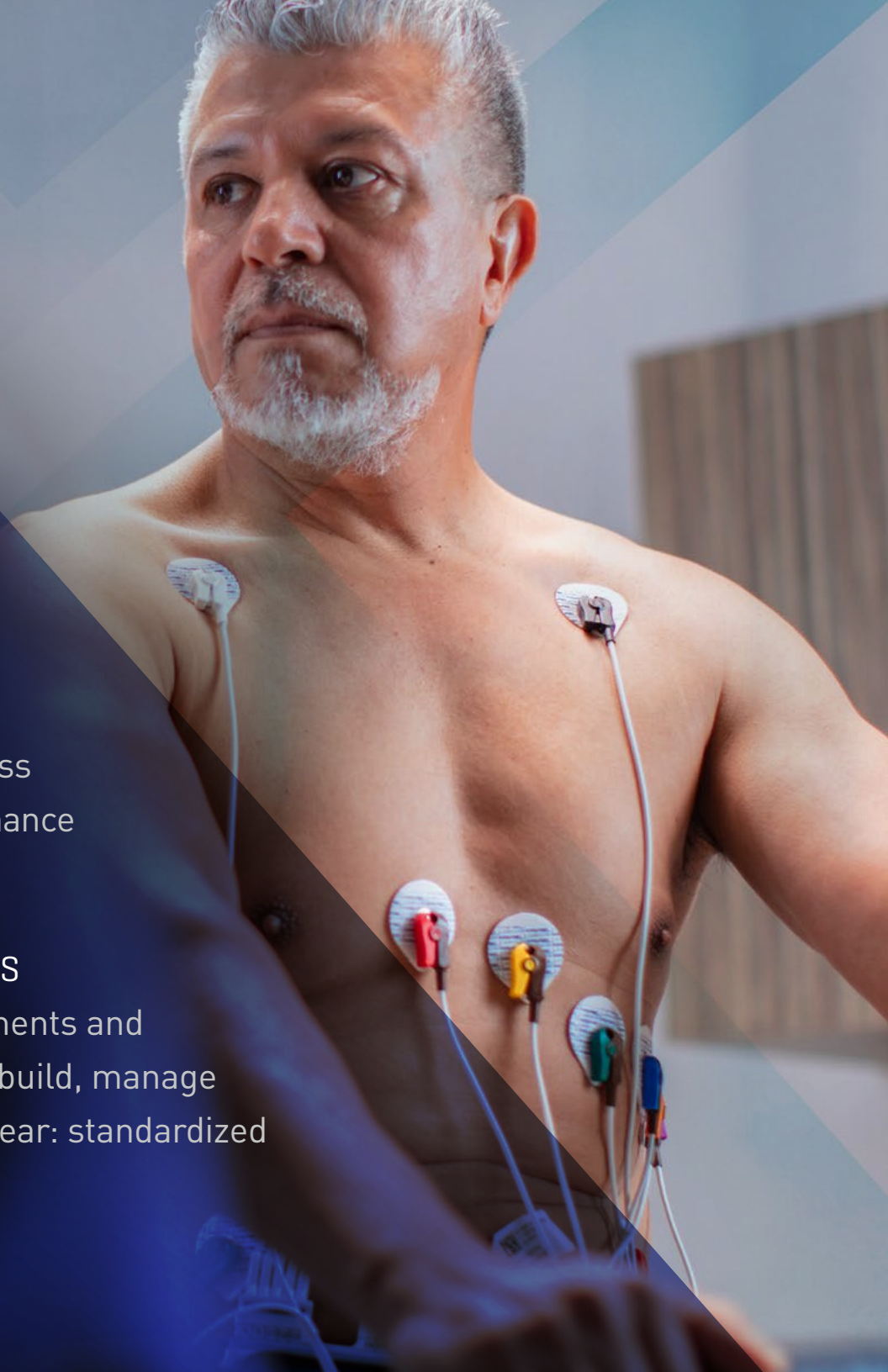
DESIGNED FOR INPATIENT AND OUTPATIENT ENVIRONMENTS

Standardizing technologies across an integrated delivery network (IDN) can be challenging, but can go a long way toward providing the best, most efficient patient care. On average, there are 16 different EMRs in use across an IDN.² Each takes time and resources for maintenance and connectivity.



STREAMLINE SYSTEMS AND WORKFLOWS

With devices designed for both environments and only one data management interface to build, manage and support across care settings, it is clear: standardized workflows are efficient workflows.



CARDIO SERVER DATA MANAGEMENT SYSTEM

As health systems continue to grow and expand, data shows they may be using about 5 different cardiology management systems just within the hospital network itself.³

Leverage one system to send patient data from 25+ different modalities, including ECG, Stress, and Holter to Cardio Server for care teams to access. Limit the number of systems a clinician needs to open to get a patient's full ECG history. Cardio Server is your one source of truth.

NOTABLE FEATURES

- Edit and confirm diagnostic tests from anywhere, anytime
- Immediate results available in the EMR
- On-premise or cloud option available
- Flexible platform for simple to complex workflows



COMPATIBLE

Look for this icon which indicates devices compatible with Cardio Server.



BEST-IN-CLASS

Our most robust solution in this device category.

ELI 280 RESTING ELECTROCARDIOGRAPH

Baxter's **ELI 280** Resting ECG is a portable, touchscreen ECG machine designed for both inpatient and outpatient workflows. The widescreen data layout allows for easy menu navigation, fast entry of patient information and clear verification of proper electrode connections.

NOTABLE FEATURES

- Rhythm recording and automatic transmission
- Wireless compatibility with Wireless Acquisition Module
- Improve diagnostic confidence with trusted **VERITAS** algorithm
- Standards-based **HL7** and **DICOM** bidirectional connectivity
- Best 10 feature captures the cleanest 10 seconds of ECG data from memory, which can help reduce the need for repeat ECGs⁴



COMPATIBLE

This device is compatible with Cardio Server.

Q-STRESS CARDIAC STRESS TESTING SYSTEM

Bring proven clinical excellence to the forefront of diagnostic cardiac stress testing with the **Q-Stress** Cardiac Stress Testing System. Experience the simplicity of our intuitive user-interface, **VERITAS** algorithm, and wireless capability. Quickly access diagnostic information with exceptional accuracy in real-time ST-segment monitoring, arrhythmia detection and resting ECG interpretation.

NOTABLE FEATURES

- Source Consistency Filter designed to remove noise and maintain ECG integrity
- Real-time full disclosure lets you review historical ECG data throughout the exam
- Optional wireless acquisition increases workspace flexibility
- Connected workflows help improve information access



COMPATIBLE

This device is compatible with Cardio Server.



BEST-IN-CLASS

Our most robust solution in this device category.



INPATIENT SOLUTIONS

GET YOUR CARE TEAMS ON THE SAME WAVELENGTH

Top healthcare networks perform well over 100 ECG exams per day.⁵ Creating consistency of care is difficult for healthcare organizations with many locations and various technologies. Annually in the U.S., clinicians perform over 100 million ECGs with the ECG ranking among the most common diagnostic tests performed.⁶



EASY TO USE, ACCURATE DATA CAPTURE

Baxter solutions are intuitive and capture accurate data to securely transmit to the EMR for better informed decisions anytime, anywhere.



ELIMINATE REDUNDANCIES

Streamline cardiology systems with a single vendor who can connect your care teams and help support an expanding clinical and IT footprint.

ELI 380 RESTING ELECTROCARDIOGRAPH

Baxter's **ELI 380** Resting ECG with ERGO swivel and touchscreen display, is designed to make the total ECG experience more efficient and help meet the demands of high-volume ECG workflows in hospital environments. Experience a streamlined approach to capturing ECGs in a few simple, secure steps.

NOTABLE FEATURES

- Wireless compatibility with Wireless Acquisition Module (**WAM**)
- DoD-approved security features safeguard patient health information (PHI) and your network
- Trusted **VERITAS** algorithm designed by Mortara
- Audio and visual critical test alerts to help quickly identify high-risk patients
- Best 10 feature captures the cleanest 10 seconds of ECG data from memory, which can help reduce the need for repeat ECGs⁴
- Full Disclosure automatically captures an ECG at the point of patient hookup with ECGs logged for up to 20 minutes



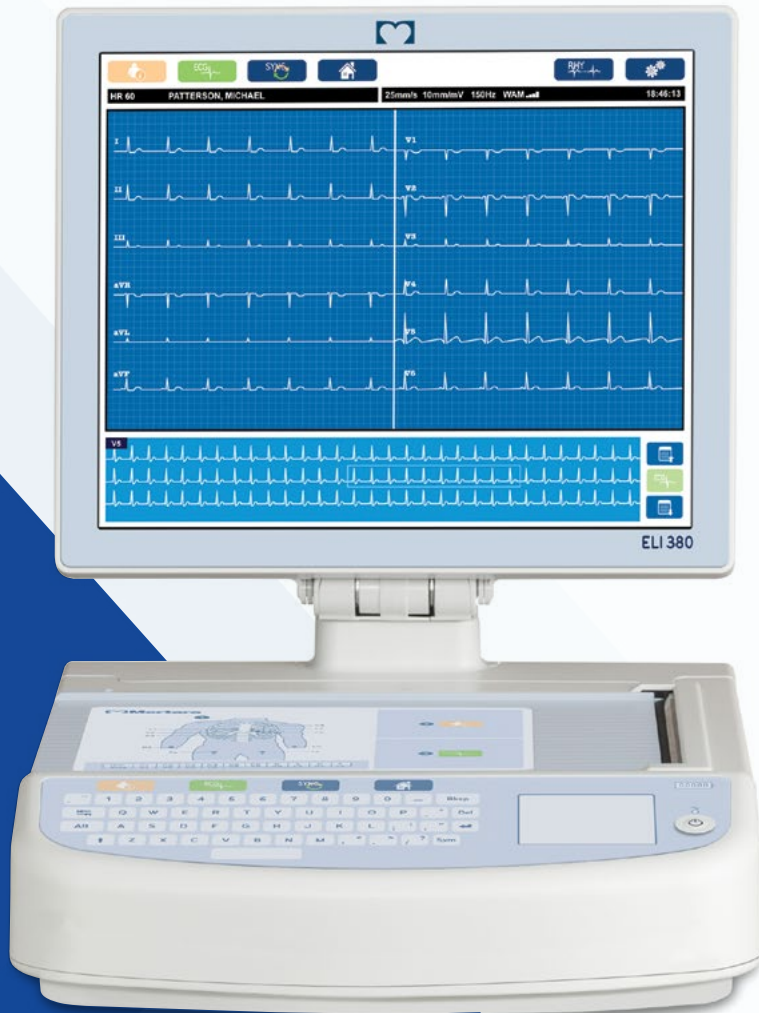
COMPATIBLE

This device is compatible with Cardio Server.



BEST-IN-CLASS

Our most robust solution in this device category.



HSCRIBE HOLTER ANALYSIS SYSTEM

Satisfy a full range of Holter monitoring needs, from simple to complex installations with the **HScripte** Holter Monitor Software System for hospitals. Multiple **HScripte** workstations can acquire, review and generate reports within a shared database, and customizable, electronic final reports can be manually or automatically exported to any networked destination.

NOTABLE FEATURES

- Export electronic file reports to any networked destination
- Import Holter recordings from unlimited remote sites with Holter reporting software
- Retrieve a Modality Worklist and store final reports in your PACS with **DICOM**
- Features **VERITAS** signal processing algorithms
- Supports **HL7** and **DICOM** bidirectional interfaces
- Retrospective, prospective and superimposition scanning modes supported





OUTPATIENT
SOLUTIONS

GET YOUR PRACTICE IN A GOOD RHYTHM

9 out of every 10 ECG devices sold into primary care environments cannot transmit dynamic data.⁷ Clinicians must print and scan in the information manually, resulting in a less than optimal static ECG. 1 in 4 exams will need to be repeated.⁴



TAKE YOUR PRACTICE TO THE NEXT LEVEL OF CARE

Baxter devices are designed with your challenges and in-house ECG workflow needs in mind.



HAVE CONFIDENCE IN YOUR DIAGNOSES

Our simple and accurate cardiology devices provide diagnostic clarity.

DIAGNOSTIC CARDIOLOGY SUITE

Baxter's Diagnostic Cardiology Suite ECG, designed to shorten the path to diagnosis, is a PC-based connected cardiopulmonary system that includes ECG and spirometry capabilities. Simplify your clinical workflows, reduce manual data entry and cut out complexity with one device that can perform two reimbursable tests.

NOTABLE FEATURES

- Launch the ECG and spirometry applications directly from your EMR
- Use one PC-based ECG system for spirometry and ECG exams
- The ECG analysis software helps to streamline your workflow
- Capture and save an ECG in as few as two clicks
- See the critical waveform data you need; the **VERITAS** ECG algorithm limits filtering
- Capture ECGs wirelessly with the Wireless Acquisition Module (**WAM**)



COMPATIBLE

This device is compatible with Cardio Server.



BEST-IN-CLASS

Our most robust solution in this device category.



CP 150 RESTING ELECTROCARDIOGRAPH

Designed for your primary care practice's workflow, the **CP 150** ECG provides clinical decision support and full-size printouts. The 7" color touchscreen display lets you easily enter patient data.

NOTABLE FEATURES

- Three-, six-, or 12-lead ECG preview options
- ECG print previews can help save time and reduce paper costs
- Battery operation lets you easily transport your resting ECG device from room to room
- Instant-on powers the device up quickly, so you can take an ECG at a moment's notice
- Optional spirometry module lets you perform two reimbursable tests with one device
- Adult and pediatric MEANS ECG interpretation software



COMPATIBLE

This device is compatible with Cardio Server.



CAM PATCH

Designed to be placed along the sternum – over the heart – to optimize P-wave signal capture, the CAM patch results in improved ECG clarity,⁸ providing more information about heart rhythm that may lead to more clinically-actionable diagnoses.⁹ Its unique form factor is designed with comfort and satisfaction in mind, with the aim of improving patient compliance.

NOTABLE FEATURES

- Unparalleled ECG clarity for improved clinical decision making.
- The lightweight and compact CAM patch is preferred by 96% of patients compared to a 3-lead standard Holter.⁹
- The CAM report provides full disclosure for the entire wear time and breaks down all significant SVTs, including AF, AFL, AT, AVRT, AVNRT, and PAC.
- The BardyDx AI engine has 96% sensitivity, 99.86% specificity, and 99.79% positive predictivity for detecting 30 seconds of AF or longer.¹⁰
- Every CAM report is analyzed by at least two certified ECG technicians based in the United States.



COMPATIBLE

This device is compatible with Cardio Server.



BEST-IN-CLASS

Our most robust solution in this device category.

OTHER OUTPATIENT SOLUTIONS



ELI 150c RESTING ELECTROCARDIOGRAPH

The **ELI 150c** ECG is a portable, compact and lightweight solution featuring the **VERITAS** algorithm.

Notable Features

- High-res color display provides 12-lead ECG preview and post-acquisition review
- Captures Best 10 seconds of ECG data from memory, helping reduce the need for repeat ECGs⁴
- Buttons for ECG acquisition, rhythm printing & ECG transmission/order retrieval



ELI 230 RESTING ELECTROCARDIOGRAPH

The **ELI 230** Resting ECG is a cost-effective, compact and portable ECG solution with accurate and reliable adult/pediatric ECG interpretation and full-size printouts.

Notable Features

- Captures Best 10 seconds of ECG data from memory, reducing need for repeat ECGs⁴
- Optional wireless data acquisition increases workspace flexibility
- Choose between wired or wireless acquisition module (**WAM**)



ABPM 7100 AMBULATORY BLOOD PRESSURE MONITOR

Help avoid white coat hypertension, track sleep readings and tailor drug therapy regimens with simple, 24-hour ambulatory blood pressure monitoring.

Notable Features

- Meets or exceeds the latest AAMI, EHS standards and has a BHS A/A rating
- Features unlimited protocols for programming measurement periods and inflation frequencies
- Uses oscillometric technology — a validated method of automatic NIBP measurement



H3+ DIGITAL HOLTER RECORDER

The **H3+** Digital Holter Recorder provides 3-channel recording with standard pacemaker spike detection, and it supports continuous recording for up to two days with just one AAA battery.

Notable Features

- 3-channel recording with standard pacemaker spike detection
- Weighs just one ounce (28 grams)
- Analysis system features **VERITAS** signal processing and analysis



CONNECTIVITY

CONNECT YOUR CARDIAC CARE TEAMS

With the ongoing prevalence of heart disease and stroke in the United States, soaring operating expenses and inefficient processes,¹¹ healthcare systems are clamoring for new and better ways to manage clinical care and its associated costs.



CONNECT CARDIAC DATA AT EVERY STEP

Our data management solution gives clinicians anywhere, anytime access to diagnostic data and treatment.



IMPROVE INTEROPERABILITY WITHIN YOUR SYSTEM

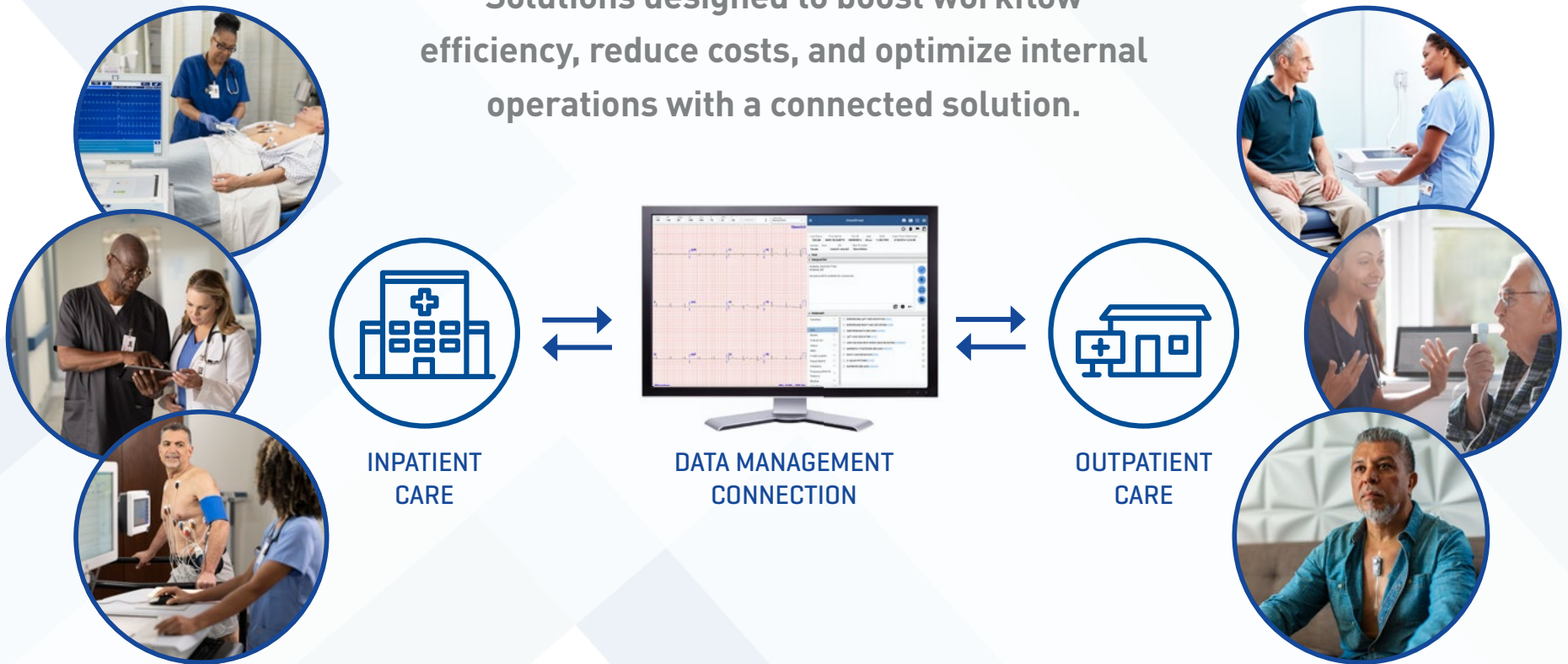
Whether your healthcare organization is an IDN, university hospital, critical access hospital, cardiology clinic or physician practice, we have you covered.



CONNECTIVITY IS CRITICAL

For many outpatient facilities, PDF output or print and scan is still the predominant workflow. By leveraging the latest technology, users can take advantage of features like automated processes, real-time analytics, and cloud-based storage, allowing them to focus on the tasks that really matter.

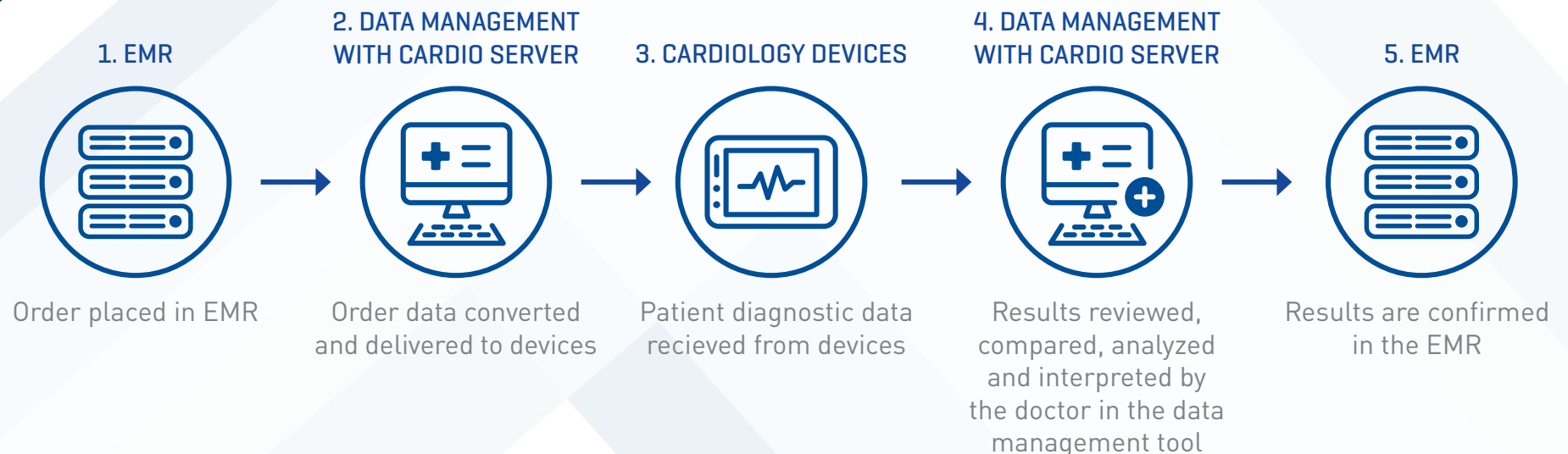
Solutions designed to boost workflow efficiency, reduce costs, and optimize internal operations with a connected solution.



DATA MANAGEMENT OVERVIEW

Designed to improve reading efficiency, eliminate latency issues, and provide immediate access to ECG data in the EMR with an ECG management system. Facilitate connectivity and data management between cardiology devices and the EMR. Connect bidirectionally to your EMR or Picture Archiving Communications System (PACS).

Standard Protocol Formats: Wi-fi, **DICOM**, **HL7**, XML, and PDF



THE CARDIO SERVER CONNECTION

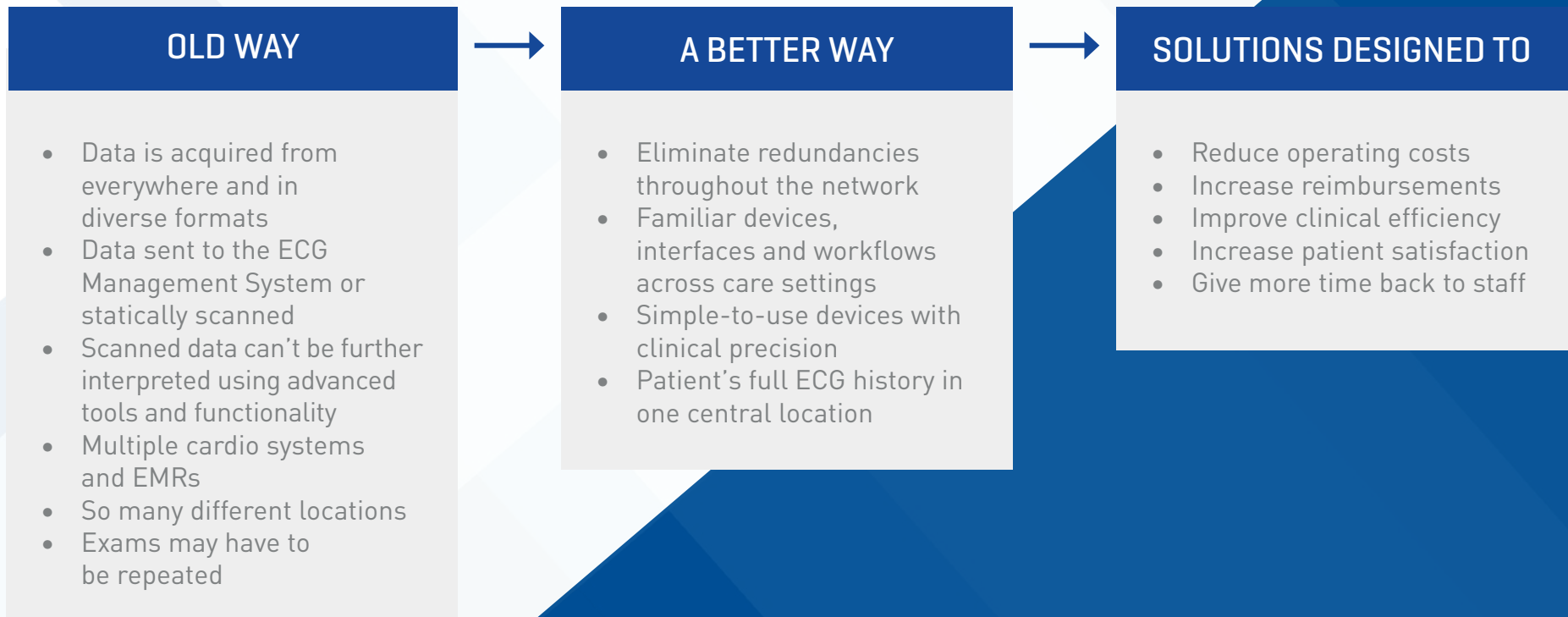
Cardio Server is a data management application to manage diagnostic test data from over 260 devices and export to EMRs.

Creating confirmed, digitally signed diagnostic test reports is simple and fast.



ADVANCING CONNECTED CARE

Heart disease is the leading cause of death in the United States,¹⁰ and stroke ranks among the top five.¹⁰ Challenges facing today's healthcare organizations for cardiology workflow include critical staffing levels, inefficient processes, soaring operating expenses, and limited access to patient data. Leverage our streamlined ECG exam workflows and connected solutions to help you shorten the path to diagnosis and treatment. **Make a bold impact on the future of connected diagnostic cardiology for your organization.**





THE BAXTER DIFFERENCE



ADVANCE CARDIAC CARE THROUGHOUT THE PATIENT JOURNEY

Baxter's vast portfolio of diagnostic cardiology devices and software covers the patient journey from primary to acute care settings.



STANDARDIZE CARDIAC CARE

Leverage one partner for your diagnostic cardiology needs. Use devices with consistent diagnostic quality inside and outside the hospital. Bring hospital-level care to the clinic, reduce the quantity of repeat exams,⁴ and compare digital diagnostic data for a complete patient review.





HISTORY OF INNOVATION AND CLINICAL EXCELLENCE

Formerly branded as Burdick, Quinton, Mortara, Epiphany Healthcare, BardyDx and Welch Allyn, Baxter's diagnostic cardiology portfolio encompasses over 100 years of diagnostic cardiology innovation.



SERVICE YOU CAN RELY ON

With Baxter, rely on one point of support that boasts 140+ service centers and 1,400+ service technicians strategically located across the country.





IT'S TIME TO ADVANCE CARDIAC CARE

Every day, millions of patients, caregivers, and healthcare providers rely on Baxter's leading portfolio of diagnostic, critical care, nutrition, hospital, and surgical products used across care settings.

Baxter's diagnostic cardiology portfolio consists of resting and stress ECG devices, ambulatory monitoring, and ECG management solutions designed to facilitate earlier diagnosis and treatment and simplify clinical workflow.

With products, digital health solutions, and therapies available in more than 100 countries, Baxter's employees are building upon the company's rich heritage of medical breakthroughs to advance the next generation of transformative healthcare innovations.

We're ready to help. Contact your Baxter representative today or learn more at [Baxter.com](https://www.baxter.com).

References

1. Statistics derived from data on file to support resting ECG algorithm claims in Johan's Study. Complete data on file with Baxter.
2. Sullivan T. Why EHR data interoperability is such a mess in 3 charts. Healthcare IT News. Published May 16, 2018. <https://www.healthcareitnews.com/news/why-ehr-data-interoperability-such-mess-3-charts>
3. Statistics based on data collected from internal report: Definitive Healthcare Data – 2021 Health IT Analysis. Complete data on file with Baxter.
4. Statistics based on data collected from data on file: Best 10 Performance Demonstration Review
5. Statistics based on data collected from internal report: The ECG Billings Data. Complete data on file at Baxter.
6. Tison GH, Zhang J, Delling FN, Deo RC. Automated and Interpretable Patient ECG Profiles for Disease Detection, Tracking, and Discovery. *Circulation: Cardiovascular Quality and Outcomes*. 2019;12(9). <https://doi.org/10.1161/circoutcomes.118.005289>
7. Statistics based on data collected from report on file at Baxter: Sales Trace Data.
8. Rho, R., Vossler, M., Blancher, S., & Poole, J. E. (2018). Comparison of 2 ambulatory patch ECG monitors: The benefit of the P-wave and signal clarity. *American heart journal*, 203, 109–117. <https://doi.org/10.1016/j.ahj.2018.03.022>
9. Smith W, et al. Comparison of diagnostic value using a small single channel, P-wave centric sternal ECG monitoring patch with a standard 3-lead Holter system over 24 hours. *American Heart Journal*. 2016.
10. Paris D., et al. Atrial Signal Clarity Is Critical If Artificial Intelligence (AI) Is To Be Used To Distinguish Atrial Fibrillation (AF) From Rhythms That Mimic AF. *European Journal of Arrhythmia & Electrophysiology*. Abstr38, 2020
11. Kochanek, M.A., K. D., Murphy, B.S., S., Xu, M.D., J., & Arias, Ph.D., E. (2023, September 22). National Vital Statistics reports - Centers for Disease Control and ... <https://www.cdc.gov/nchs/data/nvsr/nvsr72/nvsr72-10.pdf>

Baxter.com

The information contained in this document is provided for convenience only and represents no statement, promise or guarantee by Hillrom concerning coverage or levels of reimbursement. Payment will vary by geographic locality. It is always the provider's responsibility to determine coding, coverage and claim information for the services that were provided.

Baxter, Hillrom, ELI and VERITAS are trademarks of Baxter International Inc. or its subsidiaries.

HL7 is a trademark of Health Level Seven, Inc.

DICOM is a trademark of the National Electrical Manufacturers Association.

US-FLC198-230022 10/23