

**Baxter**

## ELI 380 RESTING ECG

The **ELI 380** is designed to make the total ECG experience more efficient



# TABLE OF CONTENTS

---

OVERVIEW	03
AUTOMATED WORKFLOW	04
REDUCE REPEAT ECGS	05
PEDIATRIC RECOMMENDATIONS	06
WIRELESS ACQUISITION MODEL	07
INFECTION CONTROL	08
DATA INTERPRETATION	09
TESTIMONIAL	10
DEVICE SECURITY	11
FEATURES	12
VIRTUAL DEMO	13

# SIMPLE, SECURE AND CONNECTED

## SIMPLIFYING ECGS:

- Are there ways to make exams better for our patients and easier for us?
- How can we automate manual processes in order to reduce errors?

## IMPROVING PATIENT CARE:

- How can we increase the accuracy of ECGs for adults and pediatrics?

## ENHANCING SECURITY:

- What types of security measures should we expect on our ECGs?

## STREAMLINING CONNECTIVITY:

- What benefits can standards-based communication bring us?

# 180°

Let the display do the moving so you can remain at your patient's side. Swivel as much as 180°, tilt it up to 120° and navigate using the touchscreen.



# AUTOMATED WORKFLOW EVERY STEP OF THE WAY

1

## CONNECT LEADS

- The ELI 380 ECG displays lead fail and lead reversals to help ensure proper hookup before acquiring an ECG.



2

## SYNC IN ONE STEP

- Download the most recent list of patient orders with a single touch of a button, or opt to turn on auto-sync to streamline further.

SYNC



3

## SCAN AND CONFIRM

- Positively identify the patient and match with an open order with one scan.



4

## ACQUIRE A QUALITY ECG

- Use Best 10 to automatically select the cleanest 10 seconds of data.<sup>1</sup>

ECG

5

## TRANSMIT DATA

- Send the ECG directly to your data management system using your LAN/wireless LAN.

TRANSMIT



## Full Disclosure: CONTINUOUS ECG FOR 20 MINUTES

Full Disclosure on the ELI 380 automatically starts capturing an ECG at the point of patient hookup. ECGs are logged for up to 20 minutes eliminating the need for repeat ECGs.<sup>1</sup>

## REDUCE THE NEED FOR REPEAT ECGS

ELI 380 has great features to help clinicians reduce the need for repeat ECGs<sup>1</sup> using the Best 10 feature. Best 10 is a unique feature that automatically selects the most stable baseline 10 seconds of ECG in the real time memory of the cardiograph. It is the most agreed upon feature that cardiologists recommend to help reduce repeat ECGs.<sup>1</sup>

### NO ORDER? NO PROBLEM.

The ELI 380 ECG can download the list of your registered patients, so demographic entry is automated, even without a patient order.

Physicians identified these common reasons for requesting a repeat ECG acquisition:

**86%**  
patient motion artifact<sup>1</sup>

**78%**  
improper patient prep<sup>1</sup>

**69%**  
incorrect lead placement<sup>1</sup>

# EXCEEDING PEDIATRIC ECG RECOMMENDATIONS

---

To properly support pediatric resting ECGs, the electrocardiograph must be able to collect adequate data in addition to using age-based criteria and interpretive statements.

It is recommended that clinicians collect pediatric ECGs at a higher frequency than adults — at least 250 Hz.<sup>2</sup>

The **ELI 380** ECG exceeds this recommendation and includes the ability to capture up to 15 leads, enabling you to see a complete picture for adult and pediatric patients alike.



# FREE YOUR CARE AREA WITH UNTETHERED ECG ACQUISITION

Use the Wireless Acquisition Module (**WAM**) to free your care area from unnecessary wires and make your patients more comfortable at the same time.







## INFECTION CONTROL FEATURES

### Impact-resistant keyboard helps eliminate bacteria

The glass keyboard takes 40% less time to clean than a traditional keyboard and allows you to remove 60% more residue upon cleaning, minimizing the risk of cross-contamination.<sup>3</sup>



Traditional Keyboard



ELI 380 Glass Keyboard



# TREAT WITH CONFIDENCE

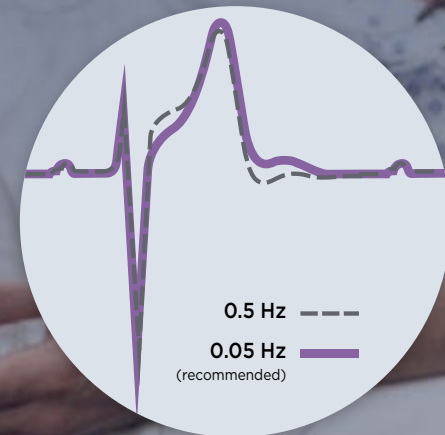
The **ELI 380 ECG** provides truthful data, plain and simple

Aggressive filtering can modify or distort waveforms that affect physician readings. We never filter the baseline above 0.05 Hz, as recommended by the AHA, ACC and HRS.<sup>5</sup> With the **ELI 380 ECG**, you will receive diagnostic-quality ECGs.

## Accurately Identify Critical Test Results

**Hillrom's VERITAS Interpretation Algorithm** recognizes and alerts for Critical ECGs associated with Acute Coronary Syndrome [ACS] better than the competition.<sup>4,5</sup>

The **ELI 380** is one of the only ECG devices on the market that delivers both audio and visual notifications for over 25 critical test results.



**LEARN MORE**



“The **ELI 380 ECG** is a significant workflow improvement. Any time we can eliminate steps and reduce manual data entry is a win for us and ultimately our bottom line.”

— Christopher Bowlin, MBA BAHS,  
Cardiopulmonary Supervisor,  
Platte Valley Medical Center

# CONNECT AND PROTECT IT

## DEVICE ACCESS

- Authenticate users with unique usernames and passwords by connecting to your current LDAP or Active Directory service
- Control access to PHI and settings through role-based authorization
- Logged-in sessions automatically close upon inactivity to protect PHI

## DATA ENCRYPTION

- Encrypt all information transmitted across the network with Advanced Encryption Standard (AES) 256-bit from the ECG to the server
- Encrypt wireless transactions using a FIPS 140-2 certified WLAN module

## STANDARDS-BASED COMMUNICATION

- Connect to your data management system through standards-based protocols like PDF, XML, **HL7** or **DICOM**



With ever-increasing electronic data exchange of protected health information (PHI), security is more critical than ever.

The **ELI 380 ECG** is the only electrocardiograph that has been awarded an Authority to Operate (ATO) by the U.S. Department of Defense (DoD), representing approval to operate on some of the world's most secure networks.

# DESIGNED WITH YOUR ACUTE CARE SETTING IN MIND

## QUALITY

We have partnered with the FDA to build one of the largest cloud-based repositories of clinical data in the world with more than 10 million resting ECGs — all analyzed by our **VERITAS** algorithm.

## PRODUCTIVITY

Simple 6-step ECG acquisition and streamlined barcode workflow to help automate data entry.

## SERVICE

Experienced field service engineers and ability of next-day parts delivery. On-site training and maintenance are available.

## RELIABILITY

Eliminate sources of maintenance, repair and breakage.

Chemically strengthened glass capacitive touchscreen is calibration-free, glare-free and cannot be pierced or punctured.

The wireless module and antenna are internal to the **ELI 380** ECG.

Up to two lithium ion batteries increase time between charging and reduce the frequency of battery replacement.

Thousands of mechanical cycle tests have been performed on the **ELI 380** device to ensure reliability with extensive use.





Contact your Baxter Sales Representative for a live, customized virtual demo.

#### References

1. Statistics based on data collected from internal reports: Repeat ECG Research Summary. Complete data on file with Baxter.
2. Rijnbeek PR, Kors JA, Witsenburg M. Minimum Bandwidth Requirements for Recording of Pediatric Electrocardiograms. *Circulation*. 2001;104(25):3087-3090. doi:10.1161/hc5001.101063
3. Burke, Tucker: Microchem laboratory study NG1035-A2; Cleaning validation of ECG machines with Clorox® towelette, 2014
4. J. De Bie et al. Performance of seven ECG interpretation programs in identifying arrhythmia and acute cardiovascular syndrome. *Journal of Electrocardiology* 58 (2020) 143–149. <https://doi.org/10.1016/j.jelectrocard.2019.11.043>
5. Kligfield P. Recommendations for the Standardization and Interpretation of the Electrocardiogram. *AHA Journals*. 2007
6. Survey by Walker Information, Inc. of clinicians who have purchased the Welch Allyn CP 150™ ECG

#### Hillrom.com

Baxter International Inc.

Baxter, Hillrom, ELI, VERITAS and WAM are trademarks of Baxter International Inc. or its subsidiaries.

ALL RIGHTS RESERVED. US-FLC64-230001 V1 02/23