

WelchAllyn®



Welch Allyn  
Green Series™ Medical Exam Lighting

# Welch Allyn Green Series Medical Exam Lighting

Whiter, brighter and greener.

Welch Allyn Green Series Medical Exam Lights provide a brighter, whiter light and consume less energy than traditional halogen lights. See true tissue color within a well-defined lit field during an exam or procedure while also reducing your cost of ownership.



LED VS. HALOGEN



## Whiter and brighter to help enhance patient exams

- > 5,500° K provides true tissue color rendition
- > Focused light provides uniform spot—no dark or hot spots—with crisp edges
- > Industry-leading lumen performance provides bright light

## Greener, for a low cost of ownership

- > LEDs provide long life
- > No bulb replacement
- > Consume less energy

## Designed with patient safety and satisfaction in mind

- > Touchless controls to reduce your contact, to help reduce risk of cross-contamination
- > Ergonomic design that is easy to clean
- > Minimal heat dissipation to enhance patient comfort and safety
- > Use with Welch Allyn Disposable Sheaths to further help reduce risk of cross-contamination

## Welch Allyn Green Series Medical Headlights



### GS Portable Headlight

- > Ideal for general examination, minor suturing and foreign body removal
- > Weighs only 4 ounces, and choice of rigid or terrycloth headband for maximum comfort
- > Well-defined, shadow-free illumination with coaxial luminaire
- > Rechargeable batteries within headband provide complete portability
- > LED provides up to 10,000 hours of life
- > 60 minutes of continuous run-time on fully charged battery

### GS Procedure Headlight

- > Ideal for foreign body removal, OB/GYN and dermatology applications and procedures or any procedure, that requires a small, bright spot
- > Weighs only 6 ounces, providing maximum comfort
- > Well-defined, shadow-free illumination with coaxial luminaire
- > Use with a direct power supply or rechargeable battery for portability
- > LED provides up to 50,000 hours of life
- > 60 minutes of continuous run-time on fully charged battery



# Welch Allyn Green Series Medical Exam and Procedure Lights

GS Exam Light IV



## GS Exam Light IV

- > Perfect for the OB/GYN office or for specialties that require very focused light in specific areas
- > One LED with 3X the typical light output than halogen
- > Highly flexible light pipe that is twice as long as conventional pipes with a compact, unobtrusive head that ensures pinpoint accuracy

## GS 300 General Exam Light

- > Ideal for primary care facilities, emergency rooms, outpatient facilities and dermatology
- > One LED provides the perfect combination of intense light output and cool operation, all delivered in a compact design
- > Affordable price and rugged performance

GS 300 General Exam Light



GS 600 Minor Procedure Light



## GS 600 Minor Procedure Light

- > Ideal for minor procedures and exams in any healthcare environment
- > Touchless intensity controls provide the output you need, when you need it
- > Features 3 LEDs and a wider head specifically for demanding viewing conditions that require exceptionally good light

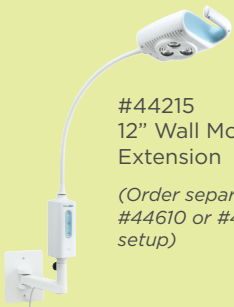
## GS 900 Procedure Light

- > Perfect for minor procedures/procedures in the hospital, ambulatory care center, outpatient facility or physician's office
- > Features 6 LEDs with intensity controls, outstanding durability, extraordinary maneuverability and unparalleled spot quality
- > Ceiling mount option gives ability to maximize floor space and direct light wherever it is needed during a procedure




GS 900 Procedure Light

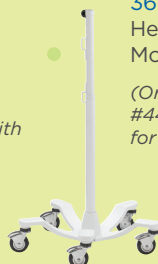
### A VARIETY OF MOUNTING OPTIONS AVAILABLE:



#44215  
12" Wall Mount  
Extension  
*(Order separately with  
#44610 or #44410 for  
setup)*



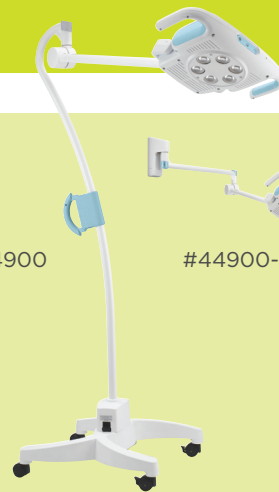
24" High  
Standard  
Stand  
*(shipped with  
#44400 or  
#44600)*




36" High #48960  
Heavy Duty/Tall  
Mobile Stand  
*(Order separately with  
#44610 or #44410  
for setup)*



#44900



#44900-W



#44900-C

## PRODUCT AND ACCESSORY ORDERING INFORMATION

### GS Exam Light IV

48810	GS Exam Light IV with Table/Wall Mount
48950	Mobile Stand for GS Exam Light IV
52640	Disposable Sheath for GS Exam Light IV (25/box, 5 boxes/case)
48810-M3001	GS Exam Light IV with Midmark® Bracket for Tables 204, 222, 223, 604, 622, 623, 625
48810-M4001	GS Exam Light IV with Midmark Bracket for Tables 230, 630, 641, 646, 647

### GS 300 General Exam Light

44400	GS 300 General Exam Light with Mobile Stand
44410	GS 300 General Exam Light with Table/Wall Mount
44215	12" Wall Mount Extension
48960	Heavy Duty/Tall Mobile Stand

### GS 600 Minor Procedure Light

44600	GS 600 Minor Procedure Light with Mobile Stand
44610	GS 600 Minor Procedure Light with Table/Wall Mount
44215	12" Wall Mount Extension
48960	Heavy Duty/Tall Mobile Stand
52630	Disposable Sheath for GS 600/GS 900 (50/box, 5 boxes/case)

### GS 900 Procedure Light

44900	GS 900 Procedure Light with Mobile Stand
44900-C	GS 900 Procedure Light with Ceiling Mount
44900-W	GS 900 Procedure Light with Wall Mount
52630	Disposable Sheath for GS 600/GS 900 (50/box, 5 boxes/case)

### GS Portable Headlight

46070R	GS Portable Headlight with Rigid Headband and Direct Power Supply/Charger
46070	GS Portable Headlight with Terrycloth Headband and Direct Power Supply/Charger

### GS Procedure Headlight

49020	GS Procedure Headlight with Direct Power Supply
75260	GS Procedure Headlight Battery Pack with Charger

## SPECIFICATIONS

	GS Exam Light IV	GS 300	GS 600	GS 900	GS Portable Headlight	GS Procedure Headlight
Number of LEDs	1 White LED	1 White LED	3 White LEDs	6 White LEDs	LED	LED
Color Temperature	5,500° K	5,500° K	5,500° K	5,500° K	5,300° K	5,700° K
Light Intensity @ Typical Working Distance	20,000 lux (1,858 footcandles)	12" distance: 30,000 lux (2,787 footcandles) 20" distance: 15,000 lux (1,393 footcandles)	High Intensity Setting: 12" distance: 75,000 lux (6,967 footcandles) 20" distance: 40,000 lux (3,716 footcandles) Low Intensity Setting: 12" distance: 55,000 lux (5,109 footcandles) 20" distance: 30,000 lux (2,787 footcandles)	High Intensity Setting: 24" distance: 100,000 lux (9,290 footcandles) 40" distance: 55,000 lux (5,109 footcandles) Low Intensity Setting: 24" distance: 75,000 lux (6,967 footcandles) 40" distance: 40,000 lux (3,716 footcandles)	2,000 lux, 40 lumens	9,000 lux, 120 lumens
LED Life	50,000 hours	50,000 hours	50,000 hours	50,000 hours	10,000 hours	50,000 hours
Working Distance	16 in (40 cm)	12 in (30.5 cm) to 20 in (50 cm)	12 in (30.5 cm) to 20 in (50 cm)	24 in (60.9 cm) to 40 in (100 cm)	16 in (40 cm)	18 in (46 cm)
Spot Size at Working Distance	4 in (10 cm) to 10 in (25 cm)	5 in (13 cm) to 6 in (15 cm)	6 in (15 cm) to 7 in (18 cm)	9 in (23 cm) to 10 in (25 cm)	4 in (10 cm) to 8 in (20 cm)	1 in (2.5 cm) to 6 in (15 cm)
Electrical	Input: 100-240 V-50 Hz-60 Hz, 0.30 A max	Input: 100-240 V-50 Hz-60 Hz, 0.35 A max	Input: 100-240 V-50 Hz-60 Hz, 0.65 A max	Input: 100-240 V-50 Hz-60 Hz, 1.00 A max	100-240 V-50 Hz-60 Hz, 0.2 A max	100-240 V-50 Hz-60 Hz, 0.2 A max
Power Cord	#18 AWG, 3-wire grounded cord set, 8' (2.5 m) long	#18 AWG, 3-wire grounded cord set, 8' (2.5 m) long	#18 AWG, 3-wire grounded cord set, 8' (2.5 m) long	#18 AWG, 3-wire grounded cord set, 8' (2.5 m) long		
Weight	Total Table/Wall Mount: 5.30 lbs (2.40 kg) Total Mobile Stand: 12.40 lbs (5.63 kg)	Total Table/Wall Mount: 5.65 lbs (2.56 kg) Total Mobile Stand: 12.75 lbs (5.78 kg)	Total Table/Wall Mount: 6.45 lbs (2.93 kg) Total Mobile Stand: 17.35 lbs (7.87 kg)	Total Wall Mount: 17.90 lbs (8.12 kg) Total Mobile Stand: 44.85 lbs (20.34 kg) Total Ceiling Mount: 2 4.50 lbs (11.11 kg)	4 ounces (113 g)	6 ounces (170 g)
Mounting Options	Table/Wall Mount Mobile Stand	Table/Wall Mount Mobile Stand	Table/Wall Mount Mobile Stand	Wall Mount, Mobile Stand, Ceiling Mount	Head Mount-Terrycloth or Rigid Headband	Head Mount-Rigid Headband
Accessory Options	Disposable Sheath #52640	NA	Disposable Sheath #52630	Disposable Sheath #52630	Soft Case #05232-U	Carrying Case #49099, Battery Pack with Charger #75260
Warranty	5-year limited	5-year limited	5-year limited	5-year limited	1-year limited	1-year limited

For more information about Green Series Medical Exam Lighting, please contact your Welch Allyn representative, or visit [welchallyn.com/greenseries](http://welchallyn.com/greenseries).

Welch Allyn, Inc.  
4341 State Street Road  
Skaneateles Falls, NY 13153 USA  
(p) 800.535.6663 (f) 315.685.3361

[WWW.WELCHALLYN.COM](http://WWW.WELCHALLYN.COM)

© 2016 Welch Allyn MC13577 80021040 Ver A 2016-10

